





Pupil Workbook
Level 3 Week 11
Recap Weeks 1-5

Name: _____

Focus: j, v, w, x

j v w x

1. Form the letters and write the words.




jacket _____

velvet _____

cobweb _____

vixen _____



2. Alphabet match.

Draw a line to match the capital letters to their and lower-case partners.
Can you practise writing the letters too?




The worksheet displays the following letters for matching and tracing practice:

- Row 1: Capital Y, Capital M, Capital C
- Row 2: Capital H, Lowercase m, Lowercase a, Capital C
- Row 3: Capital G, Lowercase h, Capital Q, Lowercase y
- Row 4: Lowercase g, Lowercase q, Capital A, Lowercase l, Lowercase L




Focus: j, v, w, x

3. Spell the words.

Look at the pictures and use the letters below to spell the words.
The letters remaining will make a secret word.

Picture	Spell the words	Write the words
	___ _ _	
	___ _ _	
	___ _ _	
	___ _ _	

j n g o a w j g u i g w

Picture	Spell the words	Write the words
	___ _ _	
	___ _ _	
	___ _ _ _ _	
	___ _ _	

x i v a b a o t v n t i s x

Focus: j, v, w, x

4. Sentence substitution.

Read the sentences. Use the words given to change the last word and make a new sentence. Write it on the line below.

Jack the dog had to visit the vet.

well

jet

box

Mum had to fix the jacket.

van

jug

box

The fox was in a box.

taxi

wig

cobweb

5. Write the sentence.

Listen to the sentence and write it down.


How confident do you feel?




y z zz qu ch

1. Form the letters and write the words.

zap zap _____



yuck yuck _____




liquid liquid _____



chicken

chicken _____



Focus: **y, zz, qu, ch**




2. Find the tricky words.

Circle every **he**, **she** and **we** that you can see.

zz y we she we qu ch he
z zz he ch qu y we she ch

3. Spell the words.




Look at the pictures and use the letters below to spell the words.
 The letters remaining will make a secret word.

Picture	Spell the words	Write the words
	___ _ _	
	___ _ _	
	___ _ _	
	___ _ _	

i y ll i zz p e y f s z e

Focus: y, zz, qu, ch

Look at the pictures and use the letters below to spell the words.
The letters remaining will make a secret word.

Picture	Spell the words	Write the words
	_____	
	_____	
	_____	

ch t ck i ck e i ch i qu ss qu

4. Sentence substitution.

Read the sentences. Use the words given to change the last word and make a new sentence. Write it on the line below.

Zak can yell at a chip.

yak quill zip

It is quick to zap a yam.

chip quid zip

Will a chick sit and chat?

quack buzz yell

Focus: **y, z, zz, qu, ch**

5. Write the sentence.

Listen to the sentence and write it down.

How confident do you feel?



Focus: **sh**, **th** (voiced and unvoiced), **ng**

sh

th

ng

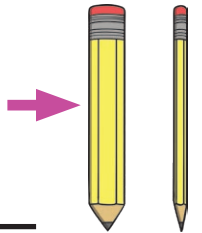
1. Form the letters and write the words.



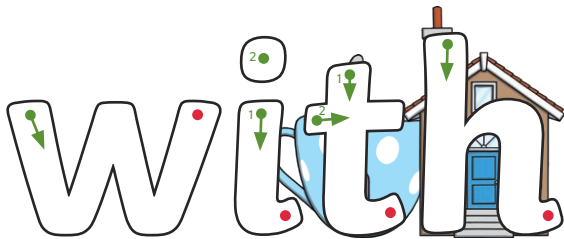
rash _____



thick _____



bang _____



with _____



Focus: **sh**, **th** (voiced and unvoiced), **ng**

2. Write the tricky words.

Read each tricky word, then cover the words and write each one twice.

the

no


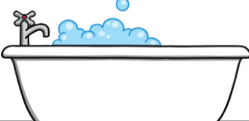

to

go

I



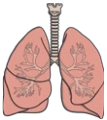
3. Spell the words.

Look at the pictures and use the letters below to spell the words.
The letters remaining will make a secret word.

Picture	Spell the words	Write the words
	___ _ _	
	___ _ _	
	___ _ _	
	___ _ _	

o th p a th s m th i th a b

Focus: **sh**, **th** (voiced and unvoiced), **ng**

Picture	Spell the words	Write the words
	___ _ _	
	___ _ _	
	___ _ _	
	___ _ _	

i ng u d sh i ng t r u sh l

4. Sentence substitution.

Read the sentences. Use the words given to change the last word and make a new sentence. Write it on the line below.

Mum is in the shop.

shed bath ship

The path is long.

shut thick thin

The King has this ring.

cash bath fish

Focus: **sh**, **th** (voiced and unvoiced), **ng**

5. Write the sentence.

Listen to the sentence and write it down.

How confident do you feel?




ai

ee

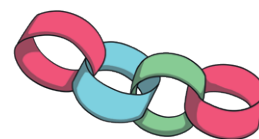
1. Form the letters and write the words.





sail



chain



heel



teeth



Focus: **ai, ee**




2. Find the tricky words.

Circle every **we**, **be** and **was** that you can see.




ng ee be we ai was th th
sh ai be ai was ee we was ee

3. Spell the words.

Look at the pictures and use the letters below to spell the words.
The letters remaining will make a secret word.

Picture	Spell the words	Write the words
	___ _ _ _ _	
	___ _ _ _ _	
	___ _ _ _ _	
	___ _ _ _ _	

ee o k ee b ff ee l c k f ee p

Picture	Spell the words	Write the words
	_____	
	_____	
	_____	

ai n r l ai m i r n l ng l ai ai

4. Sentence substitution.

Read the sentences. Use the words given to change the last word and make a new sentence. Write it on the line below.

I can see a tail on a sheep.

sail

leek

queen

He got a seed in his teeth.

nail

coffee

pigtail

Shall we sail to the jail?

sheep

railing

bee

Focus: **ai**, **ee**

5. Write the sentence.

Listen to the sentence and write it down.

How confident do you feel?



igh oa


1. Form the letters and write the words.



right _____



sight _____



goat _____



foam _____



Focus: igh, oa

2. Order the letters of the alphabet.




Can you help Kit and Sam find their way to school by following the correct order of the alphabet? Remember, you can sing the alphabet song to help you.






Focus: **igh, oa**

3. Spell the words.

Look at the pictures and use the letters below to spell the words.
The letters remaining will make a secret word.

Picture	Spell the words	Write the words
	___ _ _	
	___ _ _	
	___ _ _	
	___ _ _	

igh t igh n l igh t r t igh f t

Picture	Spell the words	Write the words
	___ _ _	
	___ _ _	
	___ _ _	
	___ _ _	

c l oa r d t oa t oa oa d g

Focus: **igh, oa**

4. Sentence substitution.

Read the sentences. Use the words given to change the last word and make a new sentence. Write it on the line below.

The toad is on the road.

coach

boat

thigh

The foal got into a fight.

coat

moat

thigh

Dad has a load of foam.

coal

soap

goats

5. Write the sentence.

Listen to the sentence and write it down.

How confident do you feel?



1. Read the sentences and answer the questions.

Sound out and blend the sounds to read the words. Remember, you can add sound buttons to help you. Can you answer the questions?

Dear Jill,

I am having such fun on the big ship. I had to go on a jet to get to it. The cabin has a long bath to relax in.

We can see a shoal of six fish that zip along. I might go fishing but I will need bait and a rod. At night, I go for a quick jog on the deck then go to see the jazz singer. She can sing well! I might win the quiz if I aim high.

We get lots of food. Tonight it might be fish and chips or chicken with yams. Yum yum!

I did not need to pack my coat as it was not wet this week.

I cannot wait to see you.

Zak

xxx

How did Zak get to the ship? _____

To go fishing, Zak will need... _____

Tonight, the food might be fish and chips or... _____

Did Zak need to pack a coat? _____

Focus: Revisit weeks 1-5 GPCs and tricky words

2. Write the sentences.

Listen to the sentences and write them down.
